

# FM Ireland and Health & Safety Ireland

## 9 – 10 March 2011, RDS, Dublin

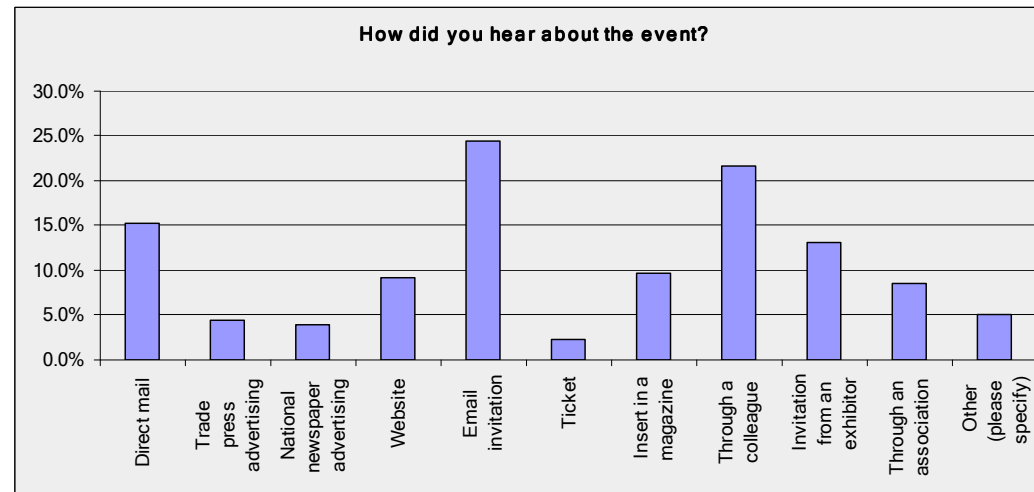
### Visitor Survey Results (Conducted by Survey Monkey 15/3 – 31/3)

Total Attendance at Fm Ireland = 1411

Number of Responses to Survey 186 = 13.24% Total Attendance

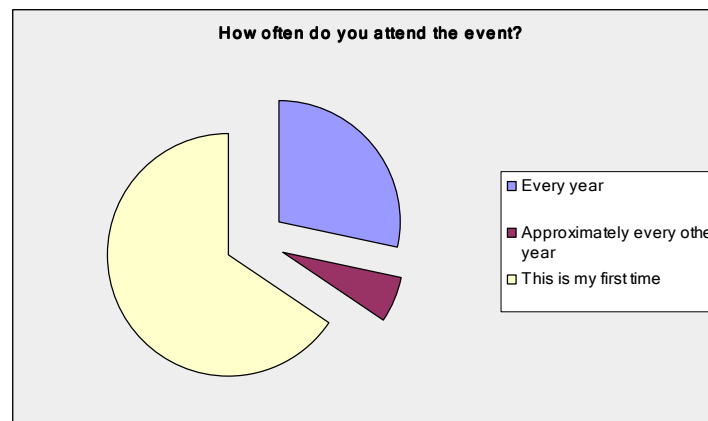
#### Question 1 - How did you about the event?

How did you hear about the event? (Please tick all appropriate)	
Answer Options	Response Percent
Direct mail	15.3%
Trade press advertising	4.5%
National newspaper advertising	4.0%
Website	9.1%
Email invitation	24.4%
Ticket	2.3%
Insert in a magazine	9.7%
Through a colleague	21.6%
Invitation from an exhibitor	13.1%
Through an association	8.5%
Other (please specify)	5.1%



#### Question 2 - How often do you attend the event?

How often do you attend the event?	
Answer Options	Response Percent
Every year	28.2%
Approximately every other year	6.1%
This is my first time	65.6%



**Question 3 - Which of the following actions have you taken or expect to take as a result of your visit?**

Which of the following actions have you taken or expect to take as a result of your visit? (Please tick all appropriate)

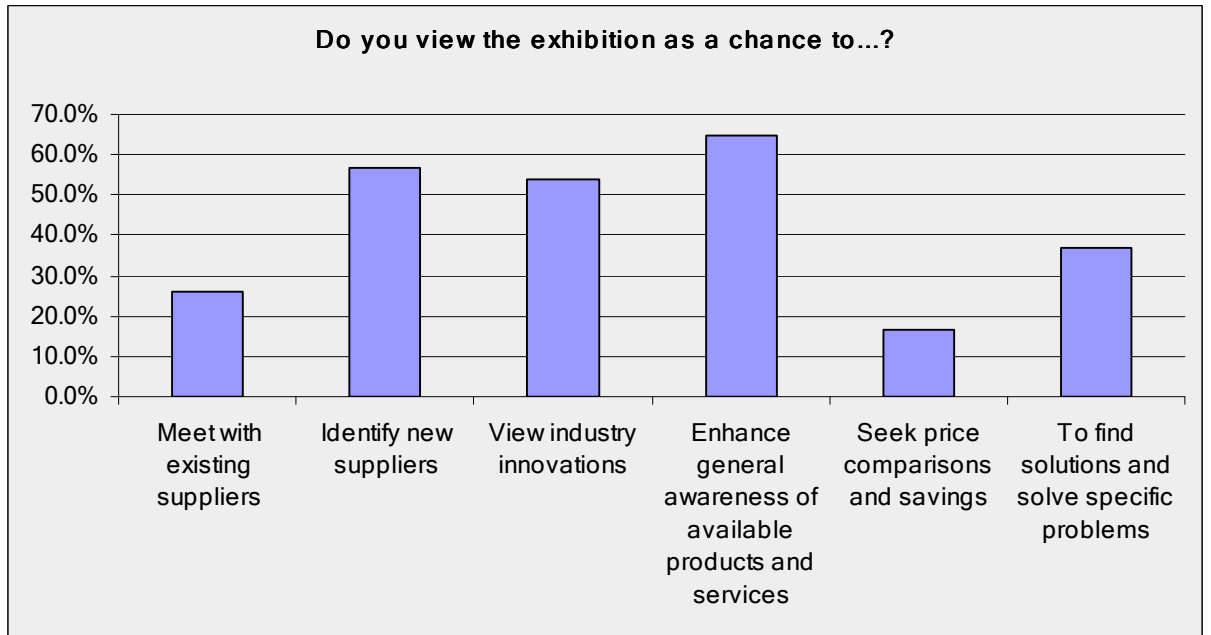
Answer Options	Response Percent
Arranged a meeting with an exhibitor	45.3%
Request a quotation/ further information from an exhibitor	55.3%
Recommend an exhibitor to a colleague	32.0%
Placed an order with an exhibitor	10.0%



**Question 4 - Do you view the exhibition as a chance to...?**

Do you view the exhibition as a chance to...?

Answer Options	Response Percent
Meet with existing suppliers	25.9%
Identify new suppliers	56.8%
View industry innovations	53.7%
Enhance general awareness of available products and services	64.8%
Seek price comparisons and savings	16.7%
To find solutions and solve specific problems	37.0%



**Question 5 - Please grade your thoughts on the exhibitors. (Please rate the following statements with 5 being strongly agree and 1 being strongly disagree)**

**Please grade your thoughts on the exhibitors. (Please rate the following statements on a scale of 1 - 5, with 5 being strongly agree, 1 being strongly disagree)**

Answer Options	1	2	3	4	5
There was a wide range of exhibitors	3	17	51	60	33
There was a good range of products on display	2	22	55	63	19
I saw all the exhibitors I expected to see	8	28	56	46	24
I had enough time to visit all the exhibitors I wanted to	3	4	18	64	71
Overall did you feel your visit was worthwhile	9	10	43	66	35



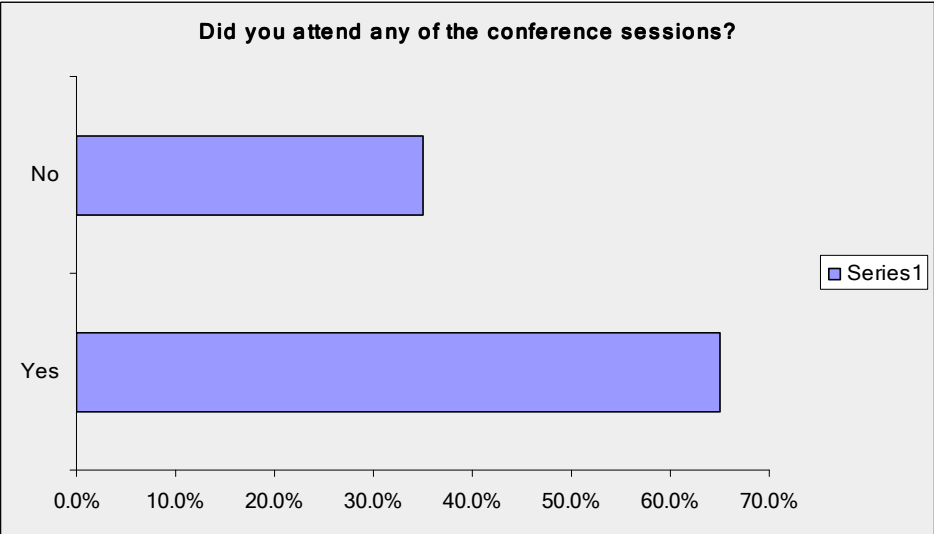
**Question 6 - How well did the event meet your objectives?**

How well did the event meet your objectives?	
Answer Options	Response Percent
Very well	16.6%
Well	39.3%
Reasonably	35.0%
Not very well	8.0%
Not at all	1.2%



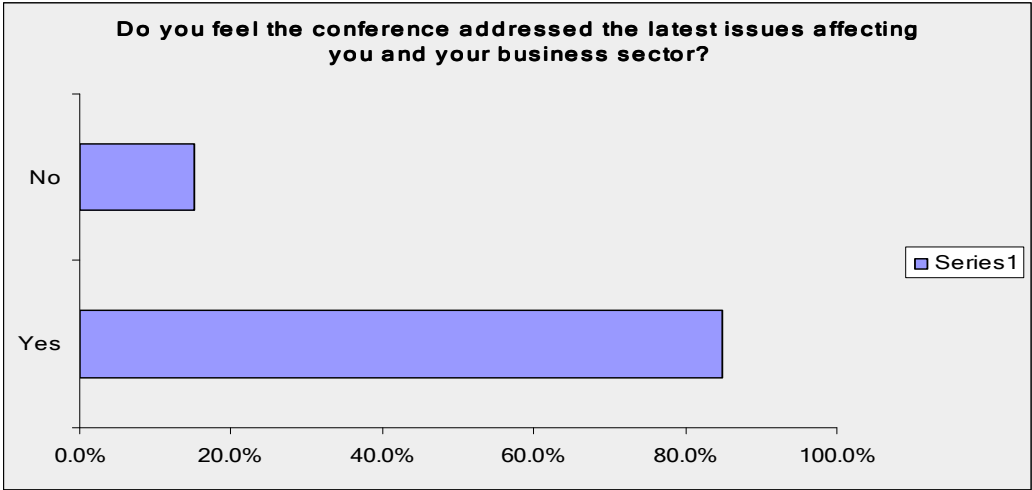
**Question 7 - Did you attend any of the conference sessions?**

Did you attend any of the conference sessions?	
Answer Options	Response Percent
Yes	65.0%
No	35.0%
Comment	



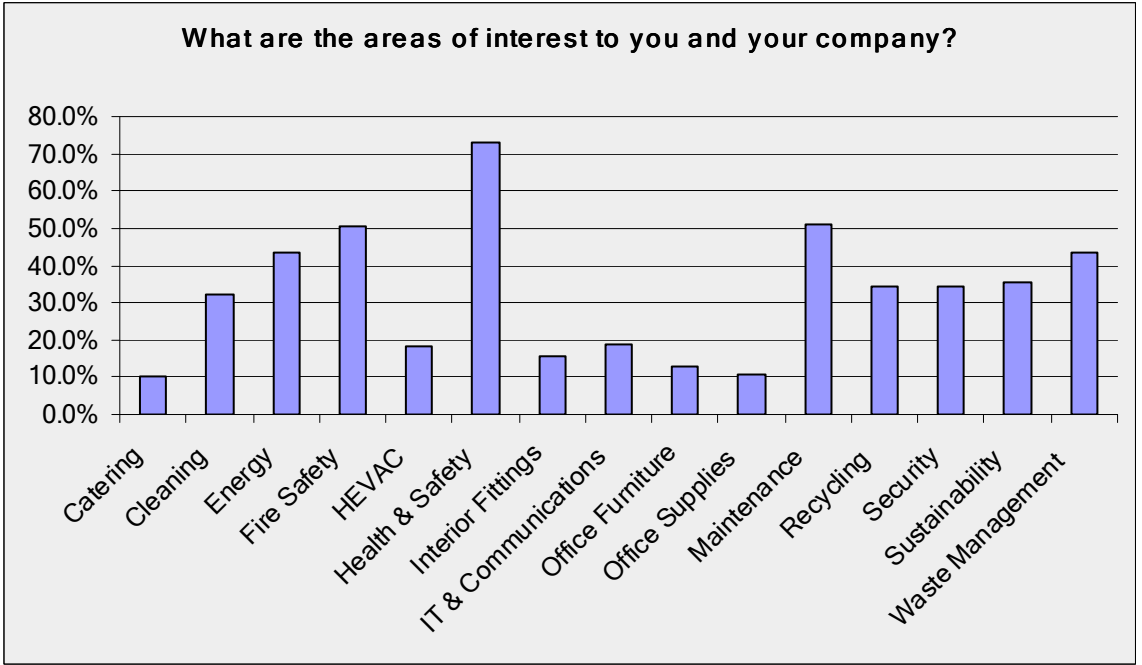
**Question 8 - Do you feel the conference addressed the latest issues affecting you and your business sector?**

Do you feel the conference addressed the latest issues affecting you and your business sector?	
Answer Options	Response Percent
Yes	85.0%
No	15.0%



**Question 9 - What are the areas of interest to you and your company?**

What are the areas of interest to you and your company?	
Answer Options	Response Percent
Catering	10.1%
Cleaning	32.2%
Energy	43.6%
Fire Safety	50.3%
HEVAC	18.1%
Health & Safety	73.2%
Interior Fittings	15.4%
IT & Communications	18.8%
Office Furniture	12.8%
Office Supplies	10.7%
Maintenance	51.0%
Recycling	34.2%
Security	34.2%
Sustainability	35.6%
Waste Management	43.6%
Other (please specify)	



### Question 9 - Do you intend to visit FM Ireland and/ or Health & Safety Ireland 2012?

Do you intend to visit Facilities Management Ireland and/ or Health & Safety Ireland 2012?	
Answer Options	Response Percent
Yes - definitely	38.2%
Yes - if time allows	42.1%
Possibly	16.4%
Probably not	2.6%
Definitely not	0.7%

